



■ Features :

- 2 stage charging characteristic
- Universal AC input / Full range
- Built-in active PFC function, PF>0.95
- 3 pole AC inlet IEC320-C14
- Class I power (with earth pin)
- Protections: Short circuit / Over voltage / Over temperature
- Fanless design, cooling by free air convection
- Fully enclosed plastic case
- No load power consumption<1W
- 2 color LED indicator for charging status
- Approvals : TUV / UL / CUL / CB / FCC / CE
- 2 years warranty

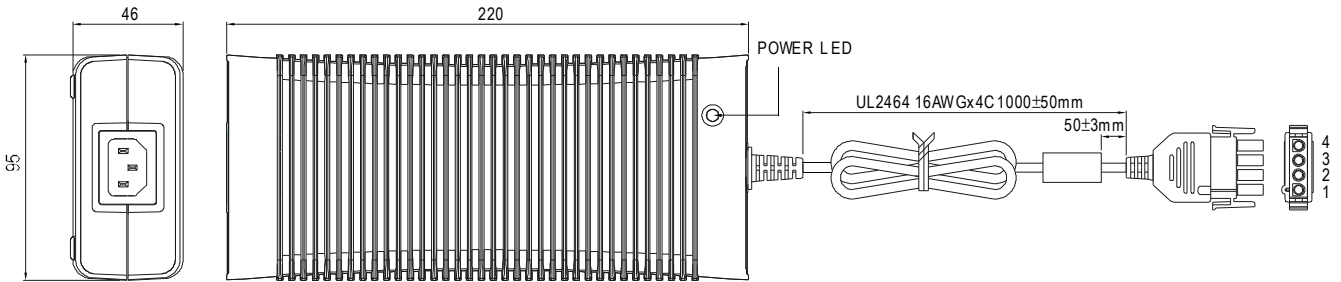


SPECIFICATION

ORDER NO.	GC330A36-C4P	GC330A48-C4P	
OUTPUT	SAFETY MODEL NO.	GC330A36	GC330A48
	DC VOLTAGE (Typ.)	40.8V	54.4V
	RECOMMENDED BATTERY CAPACITY <small>Note.2</small>	20 ~ 65Ah	20 ~ 65Ah
	PEAK CURRENT(Typ.) <small>Note 4</small>	8A	6A
	CONTINUOUS OUTPUT CURRENT (Typ.) <small>Note 5</small>	6.4A	4.8A
	OUTPUT POWER RANGE	261.1 ~ 326.4W	261.1 ~ 326.4W
	LED INDICATOR	Charging(CC) : RED Floating charging(CV) : GREEN	
INPUT	VOLTAGE RANGE <small>Note.3</small>	90 ~ 264VAC 127 ~ 370VDC	
	FREQUENCY RANGE	47 ~ 63Hz	
	POWER FACTOR (Typ.)	PF>0.95 / 230VAC PF>0.98 / 115VAC at full load	
	EFFICIENCY (Typ.)	93.5%	93.5%
	AC CURRENT (Typ.)	4A / 115VAC 2A / 230VAC	
	INRUSH CURRENT (max.)	120A / 230VAC	
LEAKAGE CURRENT(max.)	1.5mA / 240VAC		
PROTECTION	SHORT CIRCUIT	Protection type : Hiccup mode, recovers automatically after fault condition is removed	
	OVER VOLTAGE	105 ~ 135% rated output voltage Protection type : Shut down o/p voltage, re-power on to recover	
	OVER TEMPERATURE	100°C±10°C (RTH2) Protection type : Shut down o/p voltage, re-power on to recover	
ENVIRONMENT	WORKING TEMP.	-30 ~ +60°C (Refer to "Derating Curve")	
	WORKING HUMIDITY	20% ~ 90% RH non-condensing	
	STORAGE TEMP., HUMIDITY	-40 ~ +85°C, 10 ~ 95% RH	
	TEMP. COEFFICIENT	±0.03% / °C (0~40°C)	
	VIBRATION	10 ~ 500Hz, 2G 10min./1cycle, period for 60min. each along X, Y, Z axes	
SAFETY & EMC <small>(Note. 6)</small>	SAFETY STANDARDS	UL60950-1, TUV EN60950-1 approved	
	WITHSTAND VOLTAGE	I/P-O/P: 3KVAC	
	ISOLATION RESISTANCE	I/P-O/P:100M Ohms / 500VDC / 25°C / 70% RH	
	EMC EMISSION	Compliance to EN55022 class B, EN61000-3-2,3, FCC PART 15 class B / CISPR22 class B	
	EMC IMMUNITY	Compliance to EN61000-4-2,3,4,5,6,8,11, light industry level, criteria A	
OTHERS	MTBF	209.4Khrs min. MIL-HDBK-217F(25°C)	
	DIMENSION	220*95*46mm (L*W*H)	
	PACKING	1.25Kg; 12pcs/16Kg/1.27CUFT	
CONNECTOR	PLUG	See page 2	
	CABLE	See page 2	
NOTE	<p>1. All parameters NOT specially mentioned are measured at 230VAC input, rated load and 25°C of ambient temperature.</p> <p>2. This is MeanWell's suggested range, please consult your battery manufacturer for their suggestions about maximum charging current limitation.</p> <p>3. Derating may be needed under low input voltage. Please check the derating curve for more details.</p> <p>4. Test condition is at 25°C the charging current vary with the ambient and components temperature. The lower temperature, the higher charging current.</p> <p>5. Maximum charging current will be in the range of 85~110% rated output current.</p> <p>6. The power supply is considered as an independent unit, but the final equipment still need to re-confirm that whole system complies with the EMC directives.</p>		

■ Mechanical Specification

Case No. GS280A Unit:mm



■ Plug Assignment

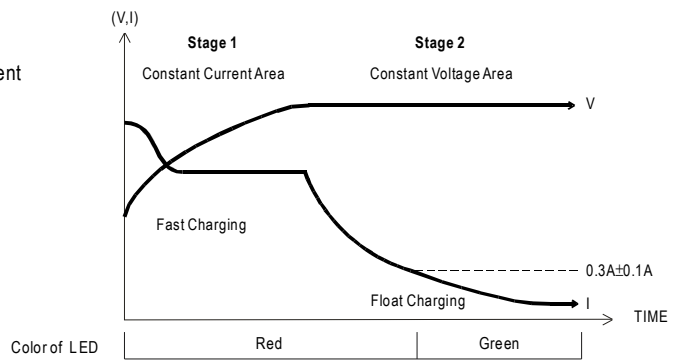
Standard male plug (power supply side): AMP 1-480702-0 equivalent

C4P		
	PIN NO.	OUTPUT
4	1,2	+V
3	3,4	-V
2		
1		

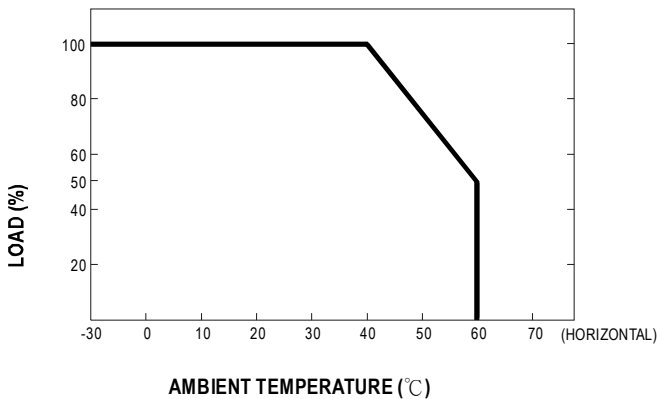
-V connected to AC FG

Female plug (customer side, not provide with the power supply):
AMP 1-480703-0 equivalent

■ Charging Curve



■ Derating Curve



■ Static Characteristics

